

Grade: I HOLIDAY HOMEWORK - 2023-24

ENGLISH

- Take photos of things required for packing your bag for a picnic with your friends and paste on an A4 size paper.
- Organize yourself: Make a video of how you can organize your room and wardrobe with the help of your family. Also give hack for easy and quick organizing for better time management.
- Watch the movie - “The Super Mario Bros”. Dress-up and enact any one of your favorite characters from the movie.

Upload the videos in the Padlet link given below:-

https://padlet.com/nivedita_paul/alvqi75yvvdyrsg6








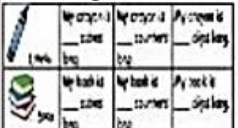



Learn the spell bee words given in the box.

1. mother	2. father	3. teacher	4. doctor	5. family
6. friend	7. school	8. hospital	9. garden	10. park
11. black	12. white	13. bicycle	14. table	15. special

Math Holiday Homework

Everyday Literacy & Numeracy Measurement

<p>Measure your bedroom with your feet</p> 	<p>Throw a ball from a line. Measure how many steps you have taken to reach the ball</p> 	<p>Use small objects to measure the length or height of your toys.</p> 
<p>Tell the rules of measurement.</p> 	<p>What can you use to measure?</p> 	<p>Choose 3 objects. Compare their height. Compare their length.</p> 
<p>Get 3 fruits or vegetables. Put them in order by length. Explain.</p> 	<p>Choose something to measure. Measure the length with different objects.</p> 	<p>Put 3 objects in order by height and length. Explain the order how you placed the objects.</p> 

INSTRUCTIONS: All the above 9 activities to be written on A4 sheet duly maintaining the question no.

Global perspective holiday homework

Theme : Well-being and happiness

- Summative Assessment details: April 17th to 23: Students need to maintain Health Journal to record :-
 - 1.a) The daily diet (with calories count)
 - b) Water intake.
 2. Exercise routine.
 3. No. of hours of sleep/rest.


- Every Sunday parents have to maintain No DEVICE HOUR (for 1 hour) and spend time with family.
- April 24th to 30th: The student will interview their parents at night and note down their experience of 1 hour spent without Device.
- May: Students will talk to their friends and relatives, explaining them about their health journal, No Device Hour, and how they are maintain healthy lifestyles. Click pictures while speaking to friends/ families and paste in A4 sheet.

TYPES	MONDAY					TUESDAY					WEDNESDAY					THURSDAY					FRIDAY														
OF MEAL	G	V	N	J	V	G	V	N	J	V	G	V	N	J	V	G	V	N	J	V	G	V	N	J	V	G	V	N	J	V					
	r	e	o	u	a	r	e	o	u	a	r	e	o	u	a	r	e	o	u	a	r	e	o	u	a	r	e	o	u	a	r	e	o	u	a
	a	g	n	n	s	a	g	n	n	s	a	g	n	n	s	a	g	n	n	s	a	g	n	n	s	a	g	n	n	s	a	g	n	n	s
	i	e	n	k	t	i	e	n	k	t	i	e	n	k	t	i	e	n	k	t	i	e	n	k	t	i	e	n	k	t	i	e	n	k	t
	n	s	v	e	f	n	s	v	e	f	n	s	v	e	f	n	s	v	e	f	n	s	v	e	f	n	s	v	e	f	n	s	v	e	f
	s	a	b	l	e	s	a	b	l	e	s	a	b	l	e	s	a	b	l	e	s	a	b	l	e	s	a	b	l	e	s	a	b	l	e
	e	a	n	d	f	e	a	n	d	f	e	a	n	d	f	e	a	n	d	f	e	a	n	d	f	e	a	n	d	f	e	a	n	d	f
	r	r	u	i	t	r	r	u	i	t	r	r	u	i	t	r	r	u	i	t	r	r	u	i	t	r	r	u	i	t	r	r	u	i	t
	i	t	s			i	t	s			i	t	s			i	t	s			i	t	s			i	t	s			i	t	s		
BREAK FAST																																			
LUNC H																																			
SNACK																																			
DINNE R																																			
WAKE UP TIME																																			
SLEEP TIME																																			

Do the given homework
in parent hand book
Pg No 77,78,79,80,81,82

Art and Craft

BUSY BEES CRAFT BOOK
Cassia leaves flower pg no: 5
Wall hanging pg no : 7
Paper cat pg no : 10



II Lang – Telugu

1. ప్రతిరోజు ఒకసారి వర్ణమాల ఒక నోటు పుస్తకంలో వ్రాయుము. (గమనిక: ప్రతిరోజు తల్లిదండ్రులు పిల్లలు వ్రాశారా / లేదా అనే విషయాన్ని గమనిస్తూ నోటు పుస్తకంలో సంతకం చేయాలి.)
2. వర్ణమాలలోని అక్షరముతో వచ్చే బొమ్మలను చార్ట్ పేపర్ లో అతికించుట.

II Lang– Hindi

Prepare a colourful Booklet with A4 size colour paper and write varnmala and paste the related pictures accordingly.

रंगीन कागजों का प्रयोग करते हुए वर्णमाला की चित्र सहित किताब (SCRAB BOOK) बनाइए।

IT

Collect the pictures of different parts of computer. Paste them on a colored A4 sheet. Write heading at the top of the sheet as “Parts of Computer”.



175968537